




## 全自动针梭两用铺布机

## Automatic Spreading Machine



- 针织面料 • Knitted fabric
- 梭织面料 • Woven fabric
- 皮革面料 • Synthetic leather

- 印花面料 • Printed fabric
- 无纺布 • Non-woven fabric
- 牛仔面料 • Denim fabric

### 机器特点

- 液晶触摸屏：轻松设定铺布方式、长度、速度、数量及段落，操作直观简便。
- 无料自动停机：布料铺完时系统自动停止作业，并自动返回铺布原点。
- 智能裁刀装置：智能可调节裁刀装置，速度、距离可调，裁切整齐稳定。裁刀和主机可以快速简单的进行拆装。
- 布料预松装置：预先释放布料张力后再铺放，消除铺布张力并保持铺布质量的一致性。
- 自动对边装置：在铺布运作过程中可以正确做到自动对边，提升铺布质量。
- 自动上升装置：随着布料铺叠高度的增加，系统控制刀架自动上升，配合铺布。
- 紧急停止装置：于裁床两边设有停机用钢索，可随时于裁床任何位置拉动钢索做紧急停机，确保操作安全。
- 自动拨边装置：可随布料的宽度及张力作有效的边缘展布调整，完美解决布料卷边现象。

### 标配装置 Standard Equipment

- 自动拨边装置 • Automatic Edge Poking Device
- 一次拨边装置 • One-time Poking Device
- 自动伺服送布装置 • Automatic Servo Feeding Fabric System
- 自动对边装置 • Automatic Edge Alignment Device
- 人机交互系统 • Human-Machine Interaction System
- PLC控制系统（松下） • PLC Control System (Panasonic)


### 选配装置 Optional



站人平台  
Operator Platform



加大布斗850mm  
Enlarged Fabric Hopper 850mm



安全防撞装置  
Safety Anti-collision Device



后压布夹装置(之字型铺布)  
Rear Fabric Pressing Clamp  
(Zigzag Fabric Spreading)

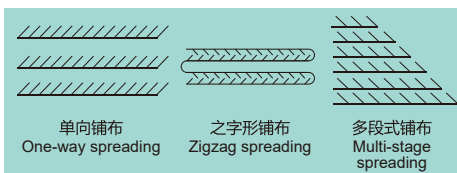
### 适用范围

针梭两用，适用面广，适合T恤、童装、家居服、玩具布料。

### Application

Dual-use for both knit and woven fabrics, suitable for T-shirts, children's clothing, loungewear, and toy textiles.

### 铺布方式 Spreading Method



### Features

- LCD Touchscreen: Easily set the spreading method, length, speed, quantity and sections, with intuitive as well as simple operation.
- Automatic stop when material Runs Out: Automatically stops operation when the fabric is finished spreading and returns to its starting point.
- Smart Cutting Device: The intelligent adjustable cutting device allows for adjustable speed and distance, ensuring neat and stable cuts. Cutting unit and main unit can be quickly and easily detached or attached.
- Fabric Pre-Relaxation Device: Releases fabric tension in advance before spreading, eliminating spreading tension and maintaining consistency in spreading quality.
- Automatic Edge Alignment Device: Ensures accurate automatic edge alignment during the spreading process, enhancing the quality of the spread fabric.
- Automatic Lifting Device: As the height of the fabric stack increases, the system controls the cutter rack to automatically rise, aligning with the spreading process.
- Emergency Stop Device: Steel cables are installed on both sides of the cutting table, allowing for an emergency stop by pulling the cable from any position on the table, ensuring operational safety.
- Automatic Edge Poking Device: Effectively adjusts the edge spreading according to the fabric's width and tension, perfectly resolving the issue of fabric edge curling.

### 选配装置 Optional

- 之字型铺布装置 • Zigzag Fabric Spreading Device
- 自动扫滚风装置 • Automatic Sweeping & Rolling Device
- 单铺压布装置 • Single-Layer Fabric Pressing Device

## 全自动针梭两用铺布机 Automatic Spreading Machine

选配装置 Optional



除静电装置  
Antistatic Device



多道拨边装置  
Multi-Path Edge Poking  
Device



加高至300mm  
Raised to 300mm



自动上料装置  
Automatic Roll Loader



电导轨  
Electric Guide Rail

## 主要参数 Parameters

|                                     |                                                                                  |                                           |                                           |
|-------------------------------------|----------------------------------------------------------------------------------|-------------------------------------------|-------------------------------------------|
| 型号:<br>Model:                       | GOA-SM,KW-1-1000×1600<br>-C-KW80-NA-1P220                                        | GOA-SM,KW-1-1000×1900<br>-C-KW80-NA-1P220 | GOA-SM,KW-1-1000×2100<br>-C-KW80-NA-1P220 |
| 电源电压:<br>Voltage:                   | 1P 220V/50Hz                                                                     |                                           |                                           |
| 马达功率:<br>Motor Power:               | 1Kw                                                                              |                                           |                                           |
| 铺布宽度:<br>Maximum Fabric Width:      | 1600mm                                                                           | 1900mm                                    | 2100mm                                    |
| 裁台宽度:<br>Table Width:               | 1830mm                                                                           | 2130mm                                    | 2330mm                                    |
| 机器重量:<br>Machine Weight:            | 400kg                                                                            |                                           |                                           |
| 布卷重量:<br>Fabric Weight:             | 80kgs max                                                                        |                                           |                                           |
| 布卷直径:<br>Diameter of Fabrics:       | 450mm(可定制850mm/Customized to 850mm)                                              |                                           |                                           |
| 行走速度:<br>Moving Speed:              | 106m/min max.                                                                    |                                           |                                           |
| 机器尺寸:<br>Machine Dimensions(LxWxH): | 1900×2300×1250mm                                                                 | 1900×2600×1250mm                          | 1900×2800×1250mm                          |
| 铺布高度:<br>Stacking Height:           | 单铺230mm (可加高至300mm) /双铺160mm<br>One-way 230mm (Can be up to 300mm) / Zigzag160mm |                                           |                                           |

机器尺寸可定制/Machine dimensions can be customized

### 天津再登高智能制造有限公司

地址: 天津宝坻经济开发区天宝南环路3号B楼

邮箱: sales@getonagain.com

网址: www.GetonAgain.com

**400-166-8581**

### Tianjin GetonAgain SM Co., Ltd.

Address: Block B, No.3, Nan Huan Road, Economic Development Zone,  
Baodi, Tianjin, China.

Email: sales@getonagain.com

www.GetonAgain.com

20250212